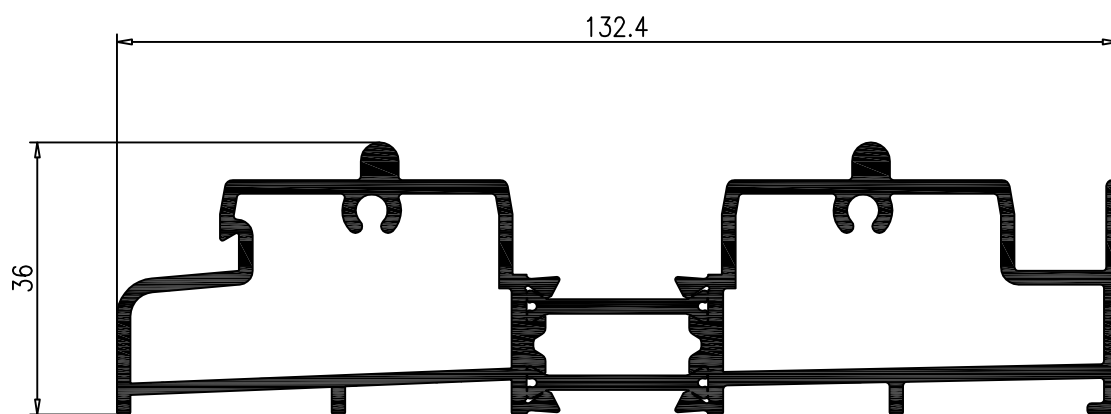
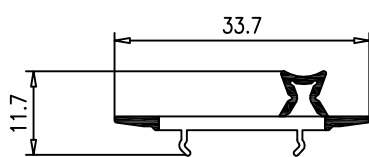


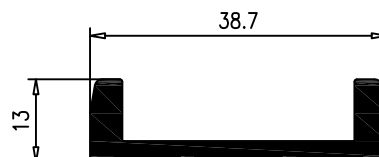
***R-060**



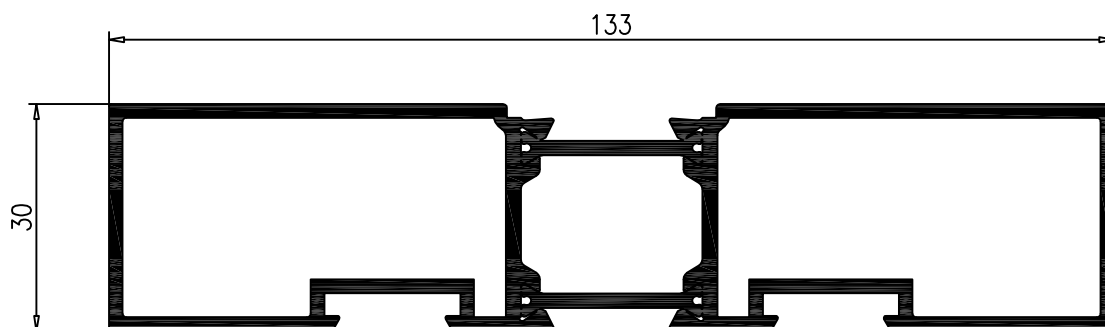
***R-061**



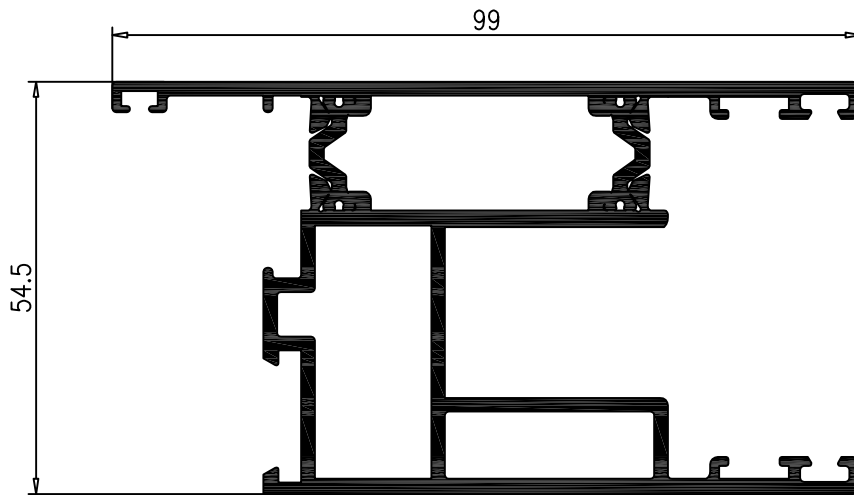
886



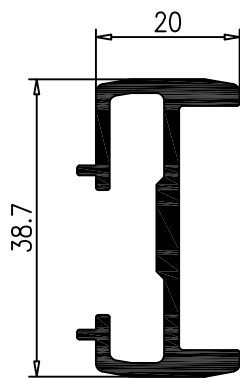
***9677**



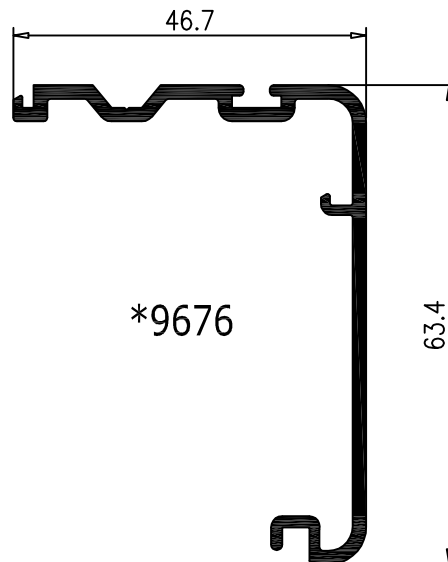
***R-062**



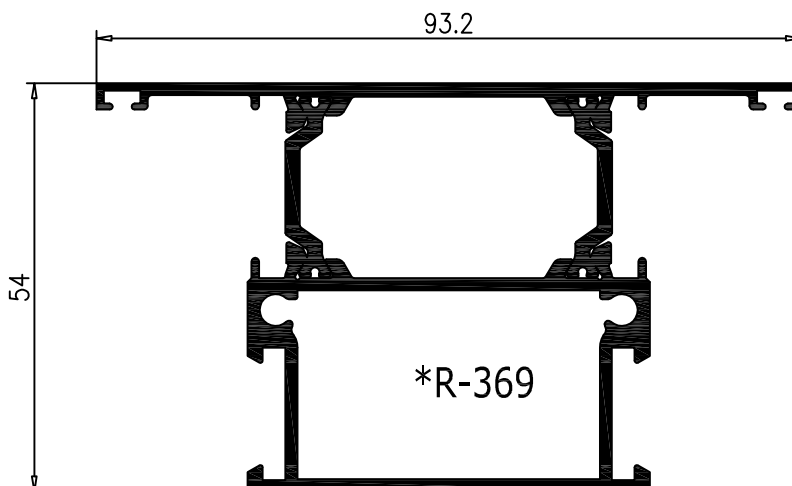
***R-063**



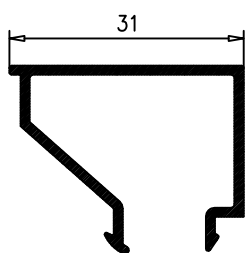
***9678**



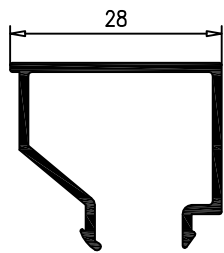
***9676**




***R-369**




3358
Hueco-19




9025
Hueco-22



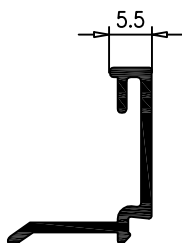
3360
Hueco-28



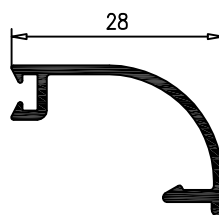
9026
Hueco-34



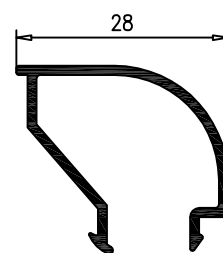
10252
Hueco-38



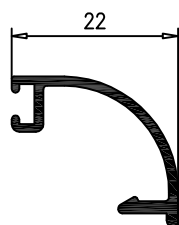
12207
Hueco-45



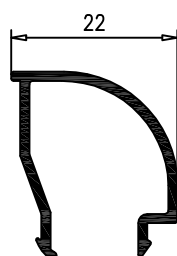
5612
Hueco-22



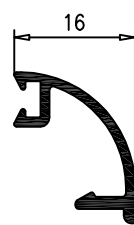
6181
Hueco-22



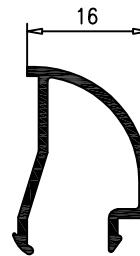
9009
Hueco-28



9010
Hueco-28



5613
Hueco-34



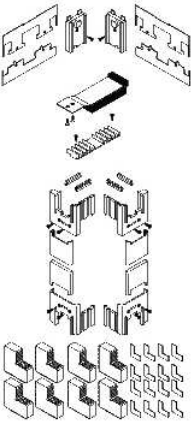


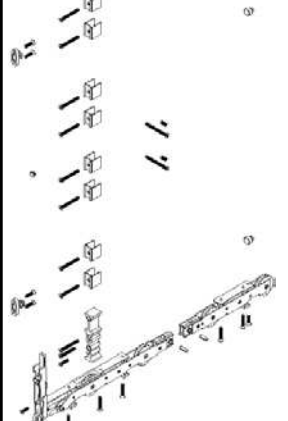
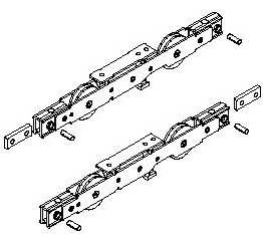

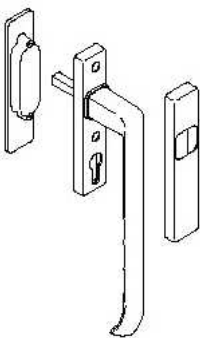
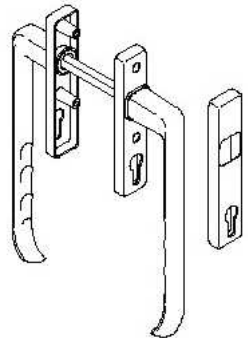
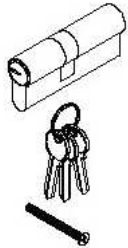

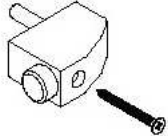
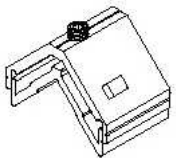


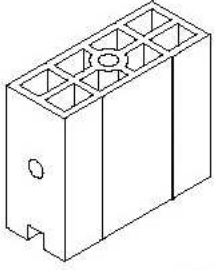
6182
Hueco-34



10115
Hueco-38



10116
Hueco-38

<p>482 conjunto Dos Hojas</p>		<p>467 Multipunto 1791-2290</p>		<p>468 Multipunto 2291-2690</p>		<p>470 conjunto Elevable</p> 
<p>896 Ruedas para 400 Kg.</p>		<p>474 Barra de Conexión 2581-3350</p>		<p>475 Manilla + Uñero</p>		<p>490 Manilla Doble</p> 
<p>491 Cilindro</p>		<p>479 Cerradero Adicional</p>	<p>466 Tubo Desague Hoja</p> 	<p>480 Tope Cruce Hoja</p>		<p>489 Escuadra Marco/Hoja</p> 
<p>485 Junta Hoja</p>		<p>486 Junta Cruce Central</p>		<p>488 Calzo Hoja Fija</p>		<p>494 Valvula Desagüe</p> 